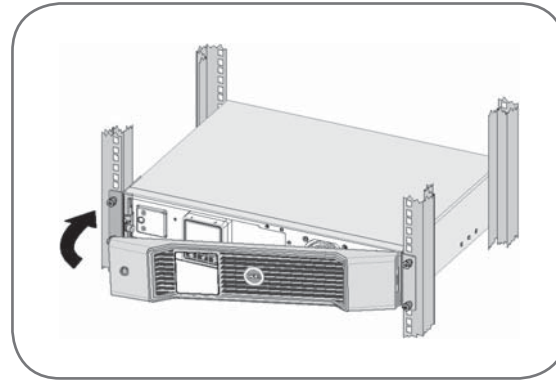
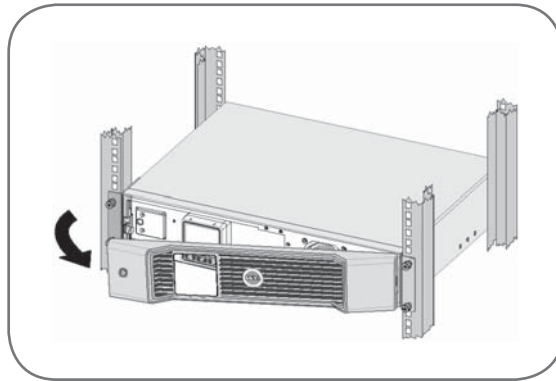




Front Cover Installation

Installation du Couvercle Avant | Einbau der vorderen Abdeckung | Установка передней крышки | Instalación de la Cubierta Frontal | 前蓋安裝 | 前蓋安裝 | 앞면 커버 설치 | フロントカバーの取り付け



2U and 3U UPS

Onduleur 2U et 3U

2U 和 3U UPS

USV für 2U und 3U

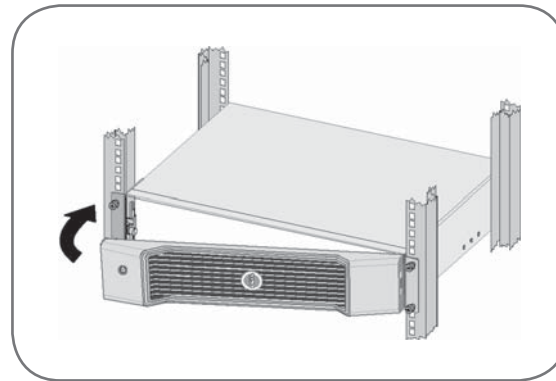
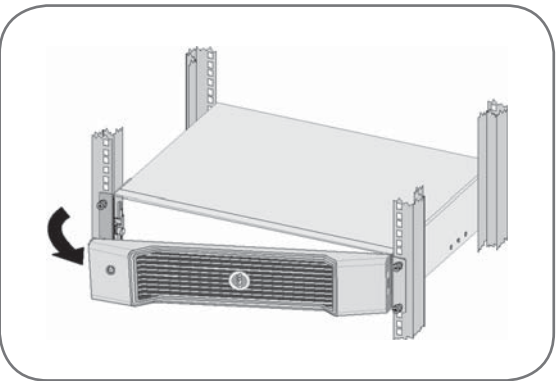
2U 和 3U UPS

2U и 3U, ИБП

2U 및 3U UPS

UPS de 2U y 3

2U、または3U UPS



2U and 3U External Battery Module

Module de batterie externe 2U et 3U

2U 和 3U 外部電池模块

Externes Batteriemodul (EBM) für 2U und 3U

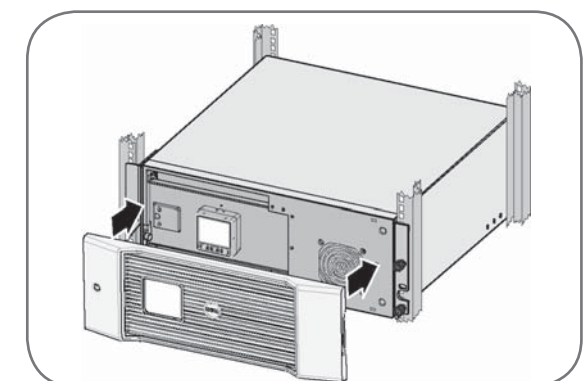
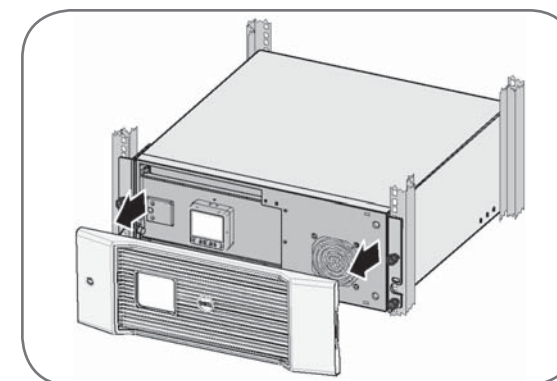
2U 和 3U 外部電池模組

Модуль внешней батареи 2U и 3U

2U 및 3U 외장 배터리 모듈

Módulo de batería externa de 2U y 3U

2U および3U 外付けバッテリーモジュール



4U UPS

Onduleur 4U

4U UPS

USV für 4U

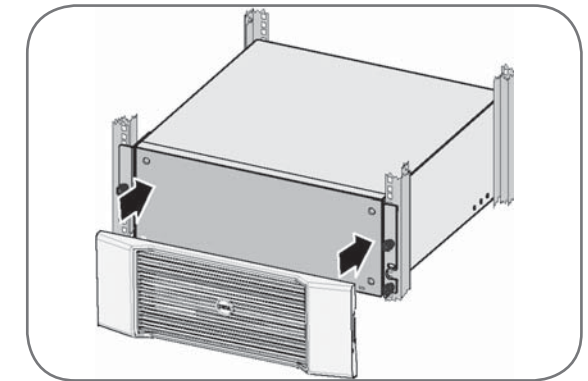
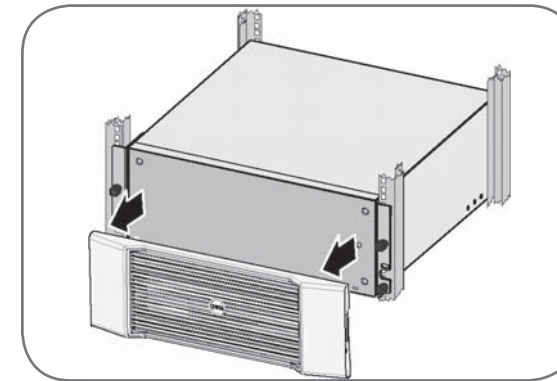
4U UPS

4U, ИБП

4U UPS

UPS de 4U

4U UPS



4U External Battery Module

Module de batterie externe 4U

4U 外部電池模块

Externes Batteriemodul für 4U

4U 外部電池模組

Модуль внешней батареи 4U

4U 외장 배터리 모듈

Módulo de batería externa de 4U

4U 外付けバッテリーモジュール

Information in this document is subject to change without notice.

© 2009 Dell Inc. All rights reserved.

Reproduction in any manner whatsoever without the written permission of Dell Inc. is strictly forbidden.

Dell and the DELL logo are trademarks of Dell Inc.

Dell disclaims proprietary interest in the marks and names of others.

June 2009 • 164950228 Rev 1